

SLABS

TILES FOR STYLE

800X1200MM
1000X1000MM

DIGITAL
VITRIFIED TILES



beauty
UNEXPLORED

- HIGH GLOSS
- SURFACE PROTECTION
- SMOOTH EXTERIORS
- ULTRA SHINE
- ENHANCED COLOR DENSITY
- LONG LASTING GLIMMER



SLABS

TILES FOR STYLE

800X1200MM
1000X1000MM
DIGITAL
VITRIFIED TILES


beauty UNEXPLORED

Luxury & Grandeur couldn't be mistaken from far away, as Marmoreal Collections are here to set new trends. Surely, not only is it a replacement for Marble tiles, but with fusion of technology & creativity, it shall be the mainstay of interior & exterior decor. Surface colors and designs have been sourced from the most exquisite marble quarries throughout Italy and Southern Europe and as they are applied on such tiles, the resultant product possesses uniqueness unlike any.


800X1200MM
DIGITAL
VITRIFIED TILES

SATUARIO
polished finish

-  SURFACE PROTECTION
-  SMOOTH EXTERIOR
-  ULTRA SHINE
-  ENHANCED COLOR DENSITY
-  LONG LASTING GLIMMER



Bianco Stone



Ice Berg



800X1200MM
DIGITAL
VITRIFIED TILES

TRAVERTINO
polished finish

- SURFACE PROTECTION
- SMOOTH EXTERIORS
- ULTRA SHINE
- ENHANCED COLOR DENSITY
- LONG LASTING GLIMMER



Romano Classico Travertino



Travertino Golden



800X1200MM
DIGITAL
VITRIFIED TILES

TRAVERTINO
polished finish

- SURFACE PROTECTION
- SMOOTH EXTERIORS
- ULTRA BINE
- ENHANCED COLOR DENSITY
- LONG LASTING GLIMMER



Serenia Travertino



Serenia Travertino Grey



800X1200MM
DIGITAL
VITRIFIED TILES

MARBLE
polished finish

-  SURFACE PROTECTION
-  SMOOTH EXTERIORS
-  ULTRA SHINE
-  ENHANCED COLOR DENSITY
-  LONG LASTING GLIMMER



Braziliano Avorio



Crown



800X1200MM
DIGITAL
VITRIFIED TILES

MARBLE
polished finish



Royal Emprador



Royal Emprador Beige



Royal Emprador Grey

- SURFACE PROTECTION
- SMOOTH EXTERIOR
- ULTRA SHINE
- ENHANCED COLOR DENSITY
- LONG LASTING GLIMMER



800X1200MM
DIGITAL
VITRIFIED TILES

MARBLE
polished finish

- SURFACE PROTECTION
- SMOOTH EXTERIORS
- ULTRA SHINE
- ENHANCED COLOR DENSITY
- LONG LASTING GLIMMER



French Vanilla



Breccia Stone



Italy Beige



Nice Pearl



800X1200MM
DIGITAL
VITRIFIED TILES

MARBLE
polished finish

- SURFACE PROTECTION
- SMOOTH EXTERIORS
- ULTRA SHINE
- ENHANCED COLOR DENSITY
- LONG LASTING GLIMMER



Pole Bottochino



Shaphire Beige



800X1200MM
DIGITAL
VITRIFIED TILES

MARBLE
high gloss

COLOR
BODY

800X1200MM
DIGITAL
VITRIFIED TILES

MARBLE
high gloss



Armani Gold



Armani Grey



Braziliano Gris



Brazos Crystal



800X1200MM
DIGITAL
VITRIFIED TILES

JUTE
lappato

COLOR
BODY

- SURFACE PROTECTION
- SMOOTH EXTERIORS
- ENHANCED COLOR DENSITY
- LONG LASTING GLOSS



Nexa Quiro



Nexa Verde



800X1200MM
DIGITAL
VITRIFIED TILES

CEMENTO
matt

COLOR
BODY

- SURFACE PROTECTION
- SMOOTH EXTERIORS
- ENHANCED COLOR DENSITY
- LONG LASTING GLOSS



Cemento Grey



Cemento Beige



Cemento Steel Grey



800X1200MM
DIGITAL
VITRIFIED TILES

WOODEN
matt

COLOR
BODY



SURFACE
PROTECTION



SMOOTH
EXTERIORS



ENHANCED COLOR
DENSITY



LONG LASTING
GLIMMER



Acadian Wood



SLABS

TILES FOR STYLE


The SLABS Tiles filled with ravishing beauty and elegance are here to surround you with stateliness and splendor. The solid tiles with excellent quality and beauty are here due to our dedication with innovation in the world of ceramics hence it's all about finding the choicest way from the confusion.

1000X1000MM DIGITAL VITRIFIED TILES




1000X1000MM
DIGITAL
VITRIFIED TILES

SATUARIO
polished finish



Spanis Satuario



Bianco Stone




1000X1000MM
DIGITAL
VITRIFIED TILES

ONYX
polished finish




Nice Pearl



Nube Onyx

1000X1000MM
DIGITAL
VITRIFIED TILES

ONYX
polished finish



Dove Onyx



1000X1000MM
DIGITAL
VITRIFIED TILES

TRAVERTINO
polished finish



Travertino Golden



New Travertino

- SURFACE PROTECTION
- SMOOTH EXTERIORS
- ULTRA SHINE
- ENHANCED COLOR DENSITY
- LONG LASTING GLIMMER

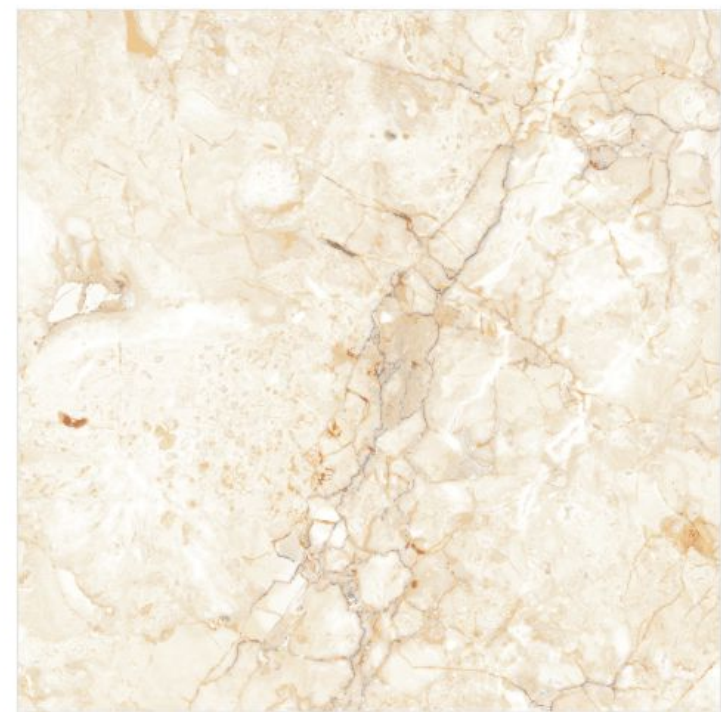


-  SURFACE PROTECTION
-  SMOOTH EXTERIORS
-  ULTRA SHINE
-  ENHANCED COLOR DENSITY
-  LONG LASTING GLIMMER




1000X1000MM
DIGITAL
VITRIFIED TILES

MARBLE
polished finish



Crown



Italy Beige

1000X1000MM
DIGITAL
VITRIFIED TILES

MARBLE
polished finish



Bottochino




Roman Marble



1000X1000MM
DIGITAL
VITRIFIED TILES

MARBLE
polished finish



Zebrano Beige



Midas Crema



1000X1000MM
DIGITAL
VITRIFIED TILES

EMPERADOR

high gloss



SURFACE
PROTECTION



SMOOTH
EXTERIORS




ULTRA SHINE



ENHANCED COLOR
DENSITY



LONG LASTING
GLIMMER



Emperador Brown




Emperador Golden



1000X1000MM
DIGITAL
VITRIFIED TILES

MARBLE
high gloss



Armani Gold



Black Granite

1000X1000MM
DIGITAL
VITRIFIED TILES

CEMENTO
matt



Monza Grey



1000X1000MM
DIGITAL
VITRIFIED TILES

CEMENTO

matt



SURFACE
PROTECTION



SMOOTH
EXTERIORS



ENHANCED COLOR
DENSITY



LONG LASTING
GLIMMER



Monza Caffè



Monza Crema



TECHNICAL SPECIFICATION

TEST DESCRIPTION	STANDARD TEST METHOD	INTERNATIONAL STANDARD ISO 13006:1998(E)	METRO STANDARD	
			POLISHED SERIES	RUSTIC / WOOD SERIES
Length and Width	BS EN ISO 10545-2	±0.6%	±0.1%	±0.1%
Thickness	BS EN ISO 10545-2	±5.0%	±3.0%	±3.0%
Straightness of Sides	BS EN ISO 10545-2	±0.5%	±0.15%	±0.2%
Rectangularity	BS EN ISO 10545-2	±0.6%	±0.15%	±0.2%
Surface Flatness	BS EN ISO 10545-2	±0.5%	±0.15%	±0.2%
Water Absorption	BS EN ISO 10545-3	≤0.5%	≤0.05%	≤0.4%
Breaking Strength	BS EN ISO 10545-4	≥1300N	≥1800N	≥1800N
Modulus of Rupture	BS EN ISO 10545-4	≥35N/mm ²	≥40N/mm ²	≥40N/mm ²
Resistance to Deep Abrasion	BS EN ISO 10545-6	≤175mm ³	≤150mm ³	N.A.
Linear Thermal Expansion	BS EN ISO 10545-8	≤9 x 10 ⁻⁶ °C	≤7 x 10 ⁻⁶ °C	≤7 x 10 ⁻⁶ °C
Thermal Shock Resistance	BS EN ISO 10545-9	No visible defect	No visible defect	No visible defect
Frost Resistance	BS EN ISO 10545-12	No visible damage	No visible damage	No visible damage
Resistance to Chemicals	BS EN ISO 10545-13	No visible effect	No visible effect	No visible effect
Resistance to Stains	BS EN ISO 10545-14	Manufacturer to state class	Stains removed Min. Class 2	Stains removed Min. Class 4
Colour Resistance to UV Light	DIN 51094	No change in color	No change in color	No change in color
Scratch Hardness (MHO'S Scale)	EN 101	Manufacturer to state value on MOH'S Scale	≥ 6 MOH'S scale	≥ 6 MOH'S scale
Glossiness	Glossmeter	—	≥ 90 %	—

PACKING DETAIL

No.	Tile Size	No. of Tiles Per Box	Coverage Area (Approx.) Sq. Mtr.	Coverage Area (Approx.) Sq. Feet	Box Weight Kgs. (Approx.)
01	800mm x 1200mm	2 Pcs.	1.92 Sq. Mtr.	20.66 Sq. Ft.	48
02	1000mm x 1000mm	2 Pcs.	2.00 Sq. Mtr.	21.52 Sq. Ft.	50

APPLICATION



TILES LAYING INSTRUCTION

TILES FIXING INSTRUCTIONS

- All the tiles must be checked prior to fixing for quality, batch no. and choice.
- Plaster the surface of the floor to be tiled & allow curing at least TWO weeks before tiling.
- While fixing pick tiles from various boxes alternatively, lay them in the desired patterns & make sure that they give an acceptable blend of colour and design. Please note that shade variation is inherent in manufacturing of tiles.
- For fixing tiles we recommend to use tile fixing adhesives or equivalent product for the best result.
- For fixing tiles on floor using conventional method, we suggest the following laying instruction:
 - Use cement and sand mortar in the ratio of 1:4. Add water to create a consistent paste.
 - Apply 20-25MM of bedding materials over the floor area of 1.0SQM at a time.
 - Apply a thin coat of the slurry on the back of the tile to ensure proper & full bedding. Press gently for even adherence of the tiles with surface.
Do not use any heavy materials or iron hammer to press tile.
- For fixing the tools on Dado, we recommend the use of adhesive or equivalent materials.
- Allow 3-4 days of bed curing after laying tiles & later fill the joint with grout.
- We recommend maintaining a joint gap of 1-2mm between the tiles to allow possible thermal expansion at later stage.
- Please note that company will not accept any liability in case of problem arising out of adherence of above fixing instruction.

DISCLAIMER : Company reserves the right to delete & amend either totally or partially, any of the colours, shapes, sizes, references and other technical specifications contained in the catalogue at any time. The colours shown in this catalogue are purely illustrative and limited to printing process. Please refer actual sample before final selection. The details of colours, sizes, references should be verified for photography errors. SHADE & SIZE VARIATIONS are inherent characteristics of ceramics. NO COMPLAINT SHALL BE ENTERTAINED ON TILES ALREADY/FIXED.

NOTES:

- All technical specifications in this catalogue are for premium grade materials only.
- SHADE/ SIZE VARIATION are inherent characteristics to ceramics. Certain products purposely have variations which are part of design & process. The same have been indicated.
- It is recommend to blend tiles by mixing tiles from various boxes & check for natural hue before fixing tiles.
- Company's liability is limited on materials that has not been laid.
- The liability is also limited to the material supplied by the company; no other claim is entertained under any circumstances.
- No complaints is entertained on decoration done on tiles, other than the ones done by Company.



Helpful tips for better aesthetic look (Laying Instruction)

- For Better aesthetic value and for guaranteed use it is mandatory to providing 3 mm spacer in between the tiles is strongly recommended. Without the spacer harmony of tiles might be disturb.
- Make sure that the design pattern and the arrow marked on the back side of the tile must be in the same direction.
- Any product from digi-tile must be installed (laid) in the same format

COMPANY DOES NOT BEAR ANY LIABILITY FOR PROBLEM OUT OF NON-FULFILLMENT OF LAYING INSTRUCTION.